

Gender and Sport Governance in the Netherlands

November 29th 2017

Dr. Inge Claringbould, i.e.c.claringbould@uu.nl

Marlon van Liere, MSc



Universiteit Utrecht

Research questions:

1. How did gender ratios of National Sport Federations in the Netherlands develop?
2. How committed are board members to change their gender ratios (recruitment & selection and policy measures)?



Research Method

26 Interviews with NSF's representatives in The Netherlands, in jan/feb 2017



Development of female board members in NSFs in percentages

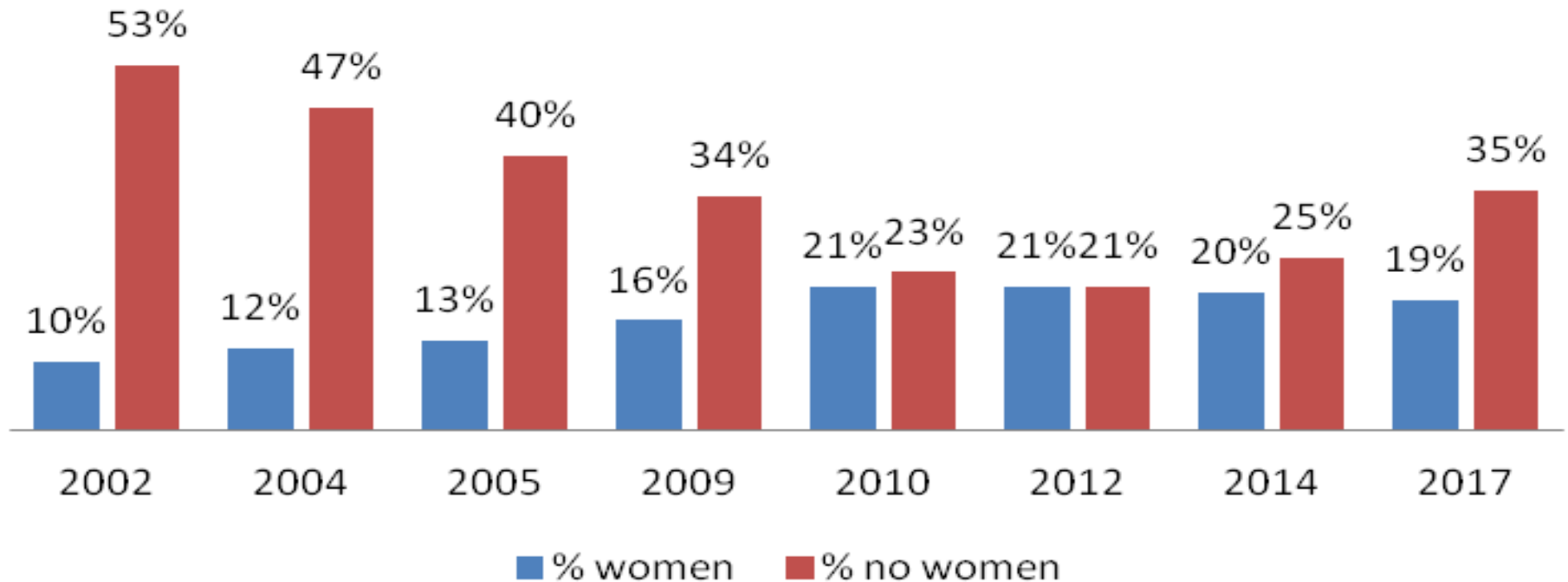


Figure 1: the development of female board members in National Sport Federations in Olympic Sports in The Netherlands over the last 15 years.



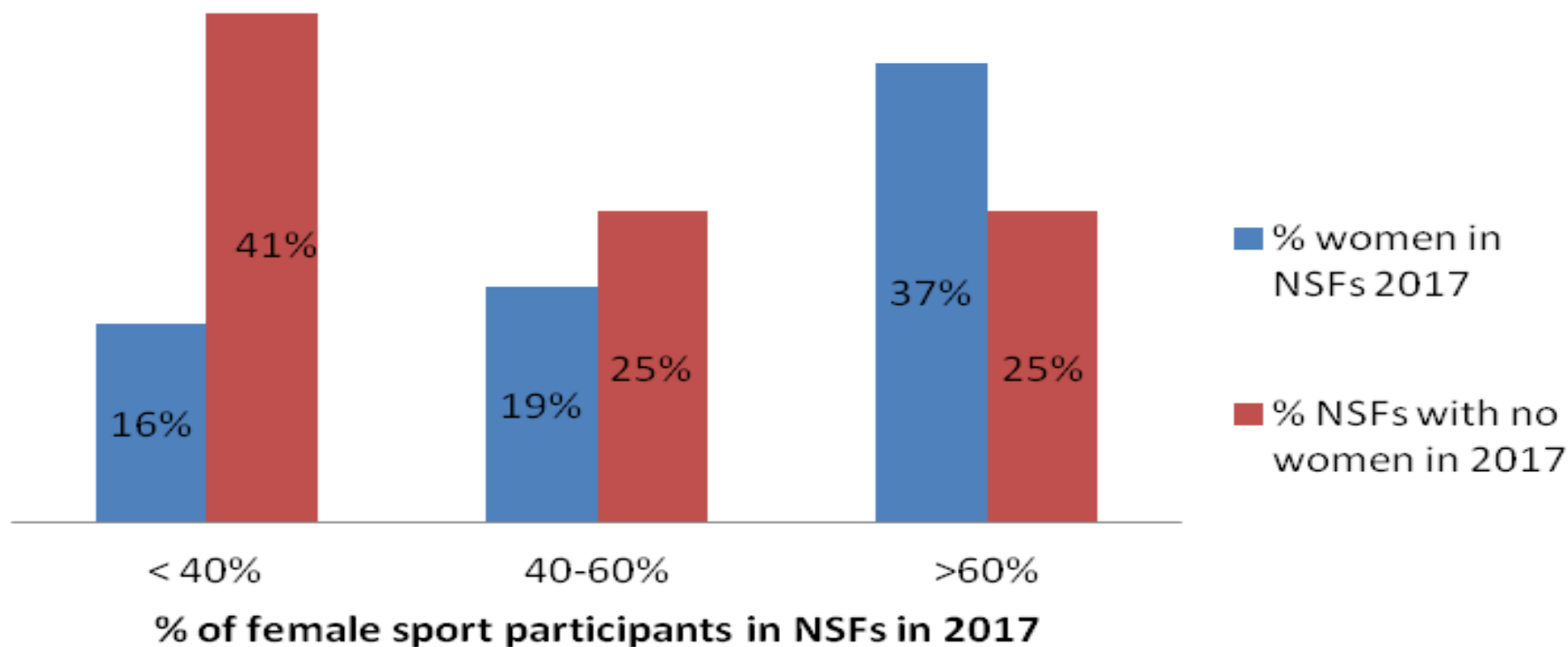



Figure 2 the percentages of female board members in National Sport Federations (NSF) of Olympic sports in The Netherlands and NSF's with no female board members in 2017, in proportion to the percentages female participants in these NSF's.

Policy Measures & Recruitment and Selection

WIJ HEBBEN ONS ALTIJD UITGESPROKEN
VOOR MEER VROUWEN IN HET BESTUUR



Reflections

- The *quality argument*
- The idea of *quota*



Olympic sports in The Netherlands - summer and winter	Total/ female (t/f) number of board members 2002	Total/ female (t/f) number of board members 2005	Total/ female (t/f) number of board members 2010	Total/ female (t/f) number of board members 2014	Total/ female (t/f) number of board members 2017	% female board members 2017	% of female participants (membership of federation)	Total number of federation members 2017
Archery	7/1	5/1	4/1	7/0	5/1	20	20	11.000
Athletics	7/1	6/1	8/2	6/2	8/3	37.5	49.5	140.000
Badminton	7/1	6/1	7/1	7/3	8/0	0	47	40.000
Baseball	7/0	9/0	7/2	6/2	-	-	-	-
Basketball	5/0	4/1	7/2	5/1	6/2	33.3	26.16	56.238
(Beach) Volleyball	7/2	6/2	5/0	7/0	7/0	0	55	-
Bobsleigh	5/0	7/0	7/1	8/0	8/0	0	-	-
Boxing	5/0	2/0	-	11/0	7/1	14	16.12	5000
Water sports	3/1	7/1	9/1	7/1	8/0	0	17	70.000
Curling	5/0	4/0	6/2	6/3	5/2	40	25	160
Cycling	4/0	7/0	5/0	7/1	6/2	33.3	13	33.778
Equestrian	7/0	7/2	7/3	6/2	7/3	43	80-90	200.000
Fencing	-	-	5/2	4/0	4/0	0	-	-
Football (soccer)	7/0	9/0	9/0	9/1	7/0	0	12.4	1.231.561
Golf	-	-	-	6/2	7/3	43	34.23	370.000
Gymnastics	11/1	7/1	7/1	7/2	6/3	50	90	225.000
Handball	6/1	7/0	5/0	5/1	5/1	20	71	50.000
Hockey (field)	11/3	10/4	11/4	11/4	9/4	44	61.75	251.000
Ice hockey	7/0	6/?	3/0	3/0	4/0	0	12.60	5.000
Judo	6/0	7/1	5/1	5/1	5/0	0	20	-
Rowing	7/2	8/3	8/4	7/1	8/1	12.5	50	34.000
Rugby	-	-	-	8/1	5/1	20	10	15.000
Skating	7/0	6/1	5/1	4/1	5/1*	20*	25	40.000
Shooting	5/0	8/0	9/1	9/1	9/1	11	10	40.000
Skiing/Snowboard	5/1	7/1	8/2	6/1	6/1	16.6	45.5	80.000
Swimming	7/2	8/2	8/3	8/3	9/2	22	50	128.000
Table tennis	7/1	5//0	7/1	5/0	7/0	0	16.64	-
Taekwondo	5/0	6/0	5/1	3/0	4/0	0	-	-
Tennis	5/1	7/1	7/2	7/3	7/2	29	50	600.000
Triathlon	6/0	6/0	6/1	6/2	6/2	33.3	8.66	26.631
Weighlifting/Wrestling	3/0	10/0	7/2	8/1	3/0	0	20	6.000
Paralympic sports	-	-	-	5/2	5/2	40	50	11.000
Total	174/18	187/23	187/41	209/42	196/38			

